

Name: _____

Class: _____ Number: _____

School: _____



These assignments are an extension for students who can already write fluently.


Room 1 – Playing is...

In this room, you see four objects. Draw the objects below.



Write the names next to the objects.

Watch the video. What do you make with the box? Draw it below.



Name: _____

Class: _____ Number: _____

School: _____



Room 2 – Play-time!

In this room you can see toys from the past to the present. Look at the toys.


Place the pictures from old to new. The oldest toy gets number 1.











Room 3 – For the fun of it

We play because it's fun. By playing, you also learn a lot. With these 5 toys, you will discover what you can learn.



Moving



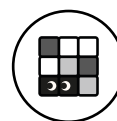
Understanding
feelings



Making
agreements



Creating



Thinking

Level 1 – On the move



Biggest, bigger, big

The toys in this showcase help you to move. Find this scooter.



What materials is it made of?



Plastic



Cardboard



Wood



Iron



Draw a circle around the bodyparts you use when you play with this toy.



Fine, finer, finest

Look in the showcase on the other side in level 1. What is your favourite game from this cupboard? Draw it here below.



Draw a circle around the bodyparts you use when you play with this.



Are you good at moving with your arms and legs? Test out the wheel of movement.



Are you good at moving with your hands and fingers? Test out the nervous loop or the play table with marbles, knucklebones & spinning tops.

Level 2 – Build your personality

Your best friend

Find this teddy bear.



He is very old. What material did they used to fill bears with?
Draw a circle around the right material.



Cotton wool



Straw



Pellets



Play the emoji game. Can you guess which feeling is shown?

Your tiny house

Find this grocery shop.



Draw an arrow from the object to the right place in the shop.



Find the dressing-up room. Show who you want to become.




Two people work in the grocery shop. One person takes, counts or weighs and packs the products. The other person works at the cash desk. Do you like that? Or would you rather do something else?

Level 3 – Dos and don'ts!



Sticking to the rules

Find this game in the display case. Hint: look up.



What is the name of this game? If you're not sure, you can scan your wristband and look it up in the information screen.

Playing with the rules

Find the game board of Monopoly.

What is not on the game board? Blot it out.



Do you know what these pictures mean? Tell the teacher.



Play the game Train time. Will you get everyone on the train on time?

Level 4 – Creative mind



Fun with art

Find this toy in the showcase.



What can you do with it?

Showtime!

Find this character.



This figure is a well-known cartoon character. Circle who this is.

Tintin

Spike

Jeremy

Do you also see his pet? Draw it next to the figure.



Do you like building, weaving, making music or acting out stories? Play the game you like!

Level 5 – Boost your brain!



Who knows...?

Find this toy.



What can you do with it?

In search of insight

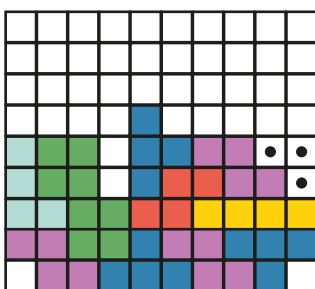
Find this toy.



What is the name of this toy?

A very famous game is Tetris. Everytime you make a full row with the blocks, you earn a point. Draw a circle around the two blocks that fit best to fill in the squares with the dots.


Hint: you can rotate the blocks to make them fit.



What do you like: building, cracking a code or playing memory or bingo?
Play your favourite game.

Well played?

Scan your bracelet at the paper flowers. See what happens.



Name: _____

Class: _____ Number: _____

School: _____



Salle 4 - We all play

Look at the players on the screens. What is your favourite toy? Write or draw it below.